

# Baseline

Design, comfort and security for your home



As individual as you!



The only Energy price brake,  
that makes your house even more beautiful!

# Advantages

- Above-average door leaves
- Three sealing levels
- Energy saving glass
- Triple glazing with P4A safety glass
- Height-adjustable and thermally separated threshold
- Highly thermally insulating Isopor insulation core
- KABA security cylinder, 5 reversible keys



## Basis of our collection is the KO 80 HD profile system

Isopor insulation cores between the profile chambers and three sealing levels ensure good thermal insulation values. Round and stitch arch constructions are possible.

### Technical specifications:

#### Profile system:

- Aluminum front door KO 80 HD
- 80 mm total depth
- With three sealing levels
- Highly thermally insulating Isopor insulation core
- Height adjustable and thermal separated aluminum threshold
- Concealed drainage
- Opening inwards

#### Color:

All standard colors;  
other colors according to the price list

#### Design door hinges:

3 pieces of 2-part door hinges

#### Lock:

3-way locking  
made of stainless steel  
with adjustable  
Individual lock boxes

#### Profile cylinder:

KABA-security cylinder,  
5 reversible keys

#### Inside handle:

Inside handle with long plate

#### Outside handle:

made of stainless steel or aluminum as shown

#### Glazing:

According to the description with laminated safety glass as heat protection glass.  
In addition, the standard glasses Gothic white, Parsol gray, clear glass and Satinato are available at no extra charge.

If house numbers are required, the glazing is float frosted. All other glazing according - to the main price list.

## Baseline

### The front door systems at a glance

#### Baseline 1



#### KO 80 HD

##### Aluminum filling:

**E** = inserted filling,  
Thickness 40mm

##### Glass:

Double glazing  
Clear glass, Gothic white, Parsol gray,  
Satinato white or motif glazing  
with 1x Laminated safety glass and  
thermal insulation glazing 6 mm

##### Side parts:

Double glazing



#### Baseline 2



#### KO 80 HD

##### Aluminum filling:

**FD** = wing-covering outside,  
Thickness 60mm

##### Glass:

Triple glazing laminated safety glass and  
thermal insulation glazing outside,  
Clear glass, Gothic white, Parsol gray, Satinato  
white or motif glazing in the middle,  
Float 4 mm coated inside

##### Side parts:

Triple glazing



#### Baseline 3+



#### as RC 2 security door

#### KO 80 HD

##### Aluminum filling:

**BF** = wing-covering on both sides,  
Thickness 83mm

##### Glass:

Triple glazing P4A-thermal insulation  
glazing outside,  
Clear glass, Gothic white, Parsol gray, Satinato  
white or motif glazing in the middle,  
Laminated safety glass and thermal  
insulation glazing 6 mm inside

##### Side parts:

Triple glazing with P4A-thermal insulation




**Cover: Modell 3381** (from page 12) Canopy KV 200 Dimensions: 2500 mm x 1000 mm with side panel and mailbox Item no. 7262  
|0673 Silver gray with bottom view in 0507 City wood gray, price according to the main price list

# Promotion!

## Upgrade on standard colours

You can design the color of your KOMPOtherm® dream front door with 16 standard colors at no extra charge. From now on you will receive an additional 4 promotional colors at no extra charge!



## Exclusively at KOMPOtherm and at no extra charge

is the multicolor of the front door. For example, you can design your front door in a modern gray on the outside and a bright and friendly white on the inside.



## Promotion house number in matt glazing at no extra charge

If you wish, you can have your individual house number incorporated into the frosted glazing. Like the lines, this is created as clear glass.

*No extra charge!*



## Exclusively at KOMPOtherm and at no extra charge

The Baseline 3+ version is designed as a security door according to resistance class RC 2. Additional safety components and P4A safety glass ensure the highest level of safety. KOMPOtherm is a tested and certified manufacturer of burglar-resistant doors and is listed in the directory of the Police Crime Prevention Commission in Germany.



# Black Edition


Black Edition in combination with these accessories without Black Edition additional charge.



+



+



**Art. Nr. 21170**  
Concealed door hinges in 0575 9005 deep black, fine structure

**Art. Nr. 24779**  
Aluminum half-round tube 40x23 mm in 0575 with two straight supports at the end. Installation is therefore only possible on filling.

**Art. Nr. 17150/51, Art. Nr. 17137**  
Inside handle in tactile triangular shape with rosette in cosmos black


Black Edition in combination with these accessories without Black Edition additional charge.



+



+



**Art. Nr. 21170**  
Concealed door hinges in 0575 9005 deep black, fine structure

**Art. Nr. 14722**  
KOMPO-Touch-Safe-Scan including automatic 5-fold motor lock, Navkom finger scanner in semi-circular aluminum handle 40x23mm

**Art. Nr. 17150/51, Art. Nr. 17137**  
Inside handle in tactile triangular shape with rosette in cosmos black



**Modell E-375L** FD PL

- T: KO 80 HD with side panels, RAL 7016
- F: Slot milling only on the outside
- G: Glazing float
- Z: Handle 24766 transversely

Side panel prices are up to 600 mm. Clear glass, Gothic white, Parsol gray and Satinato white. Motif glazing on float matt, depending on the model. If a house number is required, the glazing is float matt.

**Modell E-377L** FD PL

- T: KO 80 HD with side panel, 0703 DB 703 iron mica
- F: Slot milling only on the outside
- G: Satinato glazing
- Z: Handle 24772



**Changing the glass is a given for us!**

Many front doors have to be completely replaced if the glass breaks. Not so with KOMPOtherm®. This is possible with almost all front door fillings.



**Modell E-311** E AG

- T: KO 80 HD, RAL 9016
- G: Float matt with house number clear
- Z: Handle 22109



**Modell E-375L** FD PL

- T: KO 80 HD, 0673 Silver gray fine structure
- F: Slot milling only on the outside
- G: Float matt with house number clear
- Z: Handle 24766 transversely



**Modell E-371L** FD AG

- T: KO 80 HD, 0800 Deep brown fine structure
- F: 0396 DB 703 fine structure Stainless steel look stripes inserted only on the outside
- G: Float matt with house number clear
- Z: Handle 24772



**Modell E-376L** FD PL

- T: KO 80 HD, RAL 9007
- F: Slot milling only on the outside
- G: Float matt with house number clear
- Z: Handle 24772



**Modell E-377L** FD PL

- T: KO 80 HD, 0703 DB 703 iron mica
- F: Slot milling only on the outside
- G: Float matt with house number clear
- Z: Handle 24772



**Modell E-142** E EG

- T: KO 80 HD, 0673 Silver gray fine structure
- F: Applications in stainless steel look on the inside and outside
- G: Motif glazing 1499 with clear House number
- Z: Handle 24458



**Modell E-419L** FD PL

- T: KO 80 HD with side panel, RAL 7016
- F: Stainless steel look stripes inserted only on the outside
- G: Motif glazing 1612
- Z: Handle 24772

Side part prices are quoted up to 600 mm.  
 Clear glass, Gothic white, Parsol gray and Satinato white.  
 Motif glazing on frosted float, depending on the model.  
 If a house number is desired the glazing is frosted float.

**Modell E-320L** E PL

- T: KO 80 HD with side panel, 0673 Silver gray fine structure
- F: Slot milling only on the outside
- G: Motif glazing 1552
- Z: Handle 24708



**Modell E-319R** FD PL

- T: KO 80 HD, RAL 7016
- F: Slot milling only on the outside
- G: Motif glazing 1440 with clear house number
- Z: Handle 24770



**Modell E-372** E PL

- T: KO 80 HD, 0396 DB 703 Metallic fine structure
- G: Motif glazing 1444
- Z: Handle 24768



**Modell E-320L** FD PL

- T: KO 80 HD, 0673 Silver gray fine structure
- F: Slot milling only on the outside
- G: Motif glazing 1552 with clear house number
- Z: Handle 24772



**Modell E-420L** FD PL

- T: KO 80 HD, 0689 7012 Basalt gray Fine structure
- F: Stainless steel look stripes inserted only on the outside
- G: Motif glazing 1443 with clear house number
- Z: Handle 24772



**Modell E-265EL** FD BL

- T: KO 80 HD, 0374 7039 Quartz gray Fine structure
- F: Applications in stainless steel look inserted only on the outside
- G: Motif glazing 1615 with clear house number
- Z: Handle 24772



**Modell E-419L** FD PL

- T: KO 80 HD, RAL 7016
- F: Stainless steel look stripes inserted only on the outside
- G: Motif glazing 1612
- Z: Handle 24770

### Black Edition Art. Nr. 10011

When ordering Black Edition, the following fittings are colored black:

- Profile cylinder rosette (black anodized)
- Dust cap (black anodized)
- Threshold (black anodized)
- For ceramic models, design joint in black
- Fingerprinter (black anodized)
- Digital spy 14661 (black anodized); not possible with analog spies
- Doorbird (black anodized)
- new hidden bands are always black
- Scratch protection in deep black fine structure
- kick protection in deep black fine structure

The Black Edition surcharge only includes the change in color.

### Black Edition Plus Art. Nr. 10012

When ordering Black Edition Plus, all Alnox pilaster strips and glass frames are also colored black on the outside.

F: 0575 9005 Deep black fine structure  
Black Edition Plus always includes the Black Edition Item No. 10011.

Handles and pushers must always be ordered separately in black (the selection is limited).



Examples of the baseline models in

# Black Edition

Discover the possibilities

### Modell E-265 ER FD

T: KO 80 HD with side panel 1000mm, 0689 7012 Basalt gray fine structure  
F: Applications outside only 0575 9005 Deep black fine structure  
G: Motif glazing 1615 with clear house number  
Z: Handle 24779 0575 9005 Deep black fine structure 1600mm  
*Black Edition Plus 10012*

Ill. Baseline 2



Ill. Baseline 1



### Modell E-142 EG E

T: KO 80 HD, 0370 7015 Slate gray Fine structure  
F: Applications in stainless steel look inside and outside on 0575 9005  
G: Motif glazing 1499 with clear house number  
Z: Handle 24890  
*Black Edition Plus 10012*

Ill. Baseline 2



### Modell E-372 FD PL

T: KO 80 HD, RAL 9016  
G: Motif glazing 1444  
Z: Handle 24779 0575 9005 Deep black fine structure 1600mm  
*Black Edition 10011*

Ill. Baseline 2



### Modell E-419L FD PL

T: KO 80 HD, RAL 7016  
F: Inlaid strips with a stainless steel look only outside on 0575 9005 Deep black fine structure  
G: Motif glazing 1612  
Z: Handle 24779 0575 9005 Deep black fine structure 1600mm  
*Black Edition Plus 10012*

Ill. Baseline 2



### Modell E-420L FD PL

T: KO 80 HD, 0684 7040 Window gray Fine structure  
F: Inlaid strips with a stainless steel look only on the outside in 0575 9005 fine structure  
G: Motif glazing 1443 with clear house number  
Z: Handle 24779 0575 9005 1600mm  
*Black Edition Plus 10012*

Ill. Baseline 2



### Modell E-265EL FD BL

T: KO 80 HD, 0689 7012 Basalt gray fine structure  
F: Stainless steel look applications only outside in 0575 9005 fine structure  
G: Motif glazing 1615 with clear house number  
Z: Handle 24779 0575 9005 1600mm  
*Black Edition Plus 10012*

Ill. Baseline 2



### Modell E-371L FD AG

T: KO 80 HD, 0673 Silver gray fine structure  
F: Inlaid strips with a stainless steel look only outside in 0575 9005 deep black Fine structure  
G: Frosted float with clear house number  
Z: Handle 24779 0575 9005 1600mm  
*Black Edition Plus 10012*



**All-glass filling 1611**

T: KO 80 HD, RAL 9007  
G: All-glass filling 1611  
Z: Handle 22109



**All-glass filling 1596**

T: KO 80 HD, RAL 7016  
G: All-glass filling 1596  
Z: Handle 22109



**All-glass filling 1610**

T: KO 80 HD, RAL 7016  
G: All-glass filling 1610  
Z: Handle 24890



**Model E-421L** FD

T: KO 80 HD, RAL 7016  
F: Stainless steel look stripes  
only on the outside  
Z: Handle 24772



**Model E-321L** FD

T: KO 80 HD, RAL 9007  
F: Slot milling only on the outside  
Z: Handle 24772



**Model E-379L** FD

T: KO 80 HD, RAL 9006  
F: Slot milling only on the outside  
Z: Handle 24766



**Model 3380**

T: KO 80 HD, RAL 9007  
G: Motif glazing 1600  
Z: Handle 22109



**Model 3381**

T: KO 80 HD, 0673 silver gray  
Fine structure, 0507 City wood  
gray fine structure  
G: Motif glazing 1600  
Z: Handle 24779 0673 1600mm



**Model 3382**

T: KO 80 HD, 0684-7040  
Window gray fine structure  
G: Motif glazing 1600  
Z: Handle 22109



**Model E-243** FD

T: KO 80 HD, 0703 DB 703  
Iron mica  
F: RAL 3004, Slot milling  
only on the outside  
Z: Handle 24770



**Model E-422L** FD

T: KO 80 HD, RAL 9016  
F: Stainless steel look stripes  
inserted only outside in 0575 9005  
Z: Handle 24779 0575 9005 1600mm  
*Black Edition Plus 10012*



**Model E-386L** FD

T: KO 80 HD,  
0396-DB 703 fine structure  
F: Slot milling only on the outside  
Z: Handle 24772



**van Gogh 8 V** E CL

T: KO 80 HD, RAL 9016  
 G: Motif glazing 1573  
 Z: Handle 22109

Side panel prices are up to 600 mm.  
 Clear glass, Gothic white, Parsol gray and Satinato white or base glass of the motif glazing over the entire surface.



**Chagall 133** PL E

T: KO 80 HD, with side panel and Skylight, 0370 7015 Slate gray fine structure  
 G: Motif glazing 1570  
 Z: Handle 24890  
*Black Edition 10011*



**Chagall 8 V** FD PL

T: KO 80 HD, RAL 8007  
 G: Motif glazing 1553  
 Z: Handle 22109



**van Gogh 8 V** E PL

T: KO 80 HD, RAL 9016  
 G: Motif glazing 1573  
 Z: Handle 22109



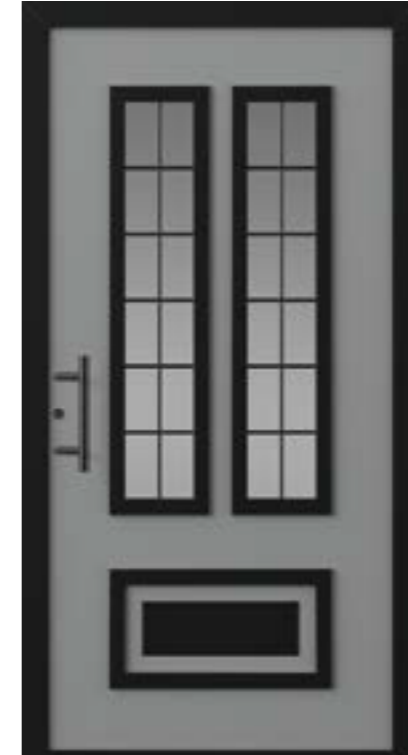
**Chagall 4 V** E PL

T: KO 80 HD, 0374 7039 Quartz gray Fine structure  
 F: Decorative frame and doubling, 0689 7012 Basalt gray fine structure  
 G: Satinato with internal HAFÜ style sprouts  
 Z: Handle 24890  
*Black Edition 10011*



**van Gogh 6 S** E PL

T: KO 80 HD, 0800 Deep brown fine structure  
 G: Glazing Gothic white  
 Z: Handle 22109



**Chagall 14 V** FD BL

T: KO 80 HD 0575 9005 Deep black fine structure  
 F: RAL 9007 / 0575 9005 Deep black fine structure  
 G: Satinato with internal HAFÜ style sprouts  
 Z: Handle 24890  
*Black Edition 10011*



**Chagall 133** E PL

T: KO 80 HD, RAL 6009  
 F: Decorative frame and doubling, RAL 9001  
 G: Motif glazing 1570  
 Z: Handle 22109



# Canopy Legeda

Discover our canopy collection

III. Baseline 2



Aluminum profile cover optionally with LED lighting



Large volume rain gutter



Adjustable connection of construction arms to the stainless steel console



Adjustable wall connection made of stainless steel

Model E-359 L **FD** **PL**

T:KO 80 HD, 0673 silver gray fine structure G: Satinato Z: Handle 24770

# Perfectly coordinated in color

Everything in the color of your new front door

We also offer you an aluminum flower pot powder-coated in your door color including a plant insert (dimensions: 330x600 mm, item no. 21194), available in all standard colors.

III. Baseline 2



Model E-321 L **FD**

T:KO 80 HD with side panel, 0683 7016 anthracite gray fine structure F:Slot milling only on the outside G: Satinato Z: Handle 24770

# Everything is under control with our handle highlights

## Handle bars



These handle bars are included in the specified door price.

## Concealed door hinges in black



0575 9005 Deep black fine structure  
Art.-Nr. 21170



17150 Inside handle Kosmos black DIN L  
17151 Inside handle Kosmos black DIN R  
17137 Rosette Cosmos black



17148 Inside handle stainless steel DIN L  
17149 Inside handle stainless steel DIN R  
17083 Rosette stainless steel



## Accessories

### You and your KOMPOtherm® front door

## Automatically locked



### KOMPO-Safe

Self-locking 5-point lock with day function. When the front door is closed, two 20 mm latch bolts and two hooks are automatically extended.

Art.-Nr. 11365

Optionally with integrated stainless steel bar lock for gap opening

Art.-Nr. 11366

## KOMPO-Safe-TouchScan Finger scanner set



### KOMPO-Safe-TouchScan features

Using biometric recognition, a fingerprint is converted into an electronic key and compared with the stored keys. The front door only unlocks after successful detection. The fingerscan has a capacitive contact sensor, which communicates and is administered with the smartphone using an internal WiFi interface (no internet required). The free APP, for iPhone and Android, makes it possible to train user fingers, temporarily block them, set schedules for users or even delete them completely, without the fingers to be deleted being present. The entire administration takes place via the smartphone. If fingers often have to be trained and deleted or if certain people only have access at certain times, the KOMPO-TouchScan system is the most convenient way to achieve this.

### Self-locking five-point lock

When the front door is closed, two 20mm latch bolts and two hooks are automatically extended. The lock is unlocked via a motor drive or the inside handle.

Art.-Nr. 14570

# Innovation

*makes it possible*

With our KOMPOosft® software solution, our trading partners delight all builders with individual, photorealistic visualizations of front doors and transparent calculations. Be fascinated by the technical possibilities of digital simulation and get to see what your dream front door will look like in your home.



Customer photo



Configured with KOMPOsoft®



Final result after installation

Your KOMPOtherm® specialist dealer will show you in person what we have only been able to present in this brochure. They will give you the opportunity to see the advantages and quality for yourself.



Printed in Germany

[www.kompotherm.de/en/](http://www.kompotherm.de/en/)

Technical changes reserved. | Color deviations from the original RAL color due to printing technology are possible.